

Easy Jelly Roll Block 1



Finished Size	4" x 4"	6" x 6"	8" x 8"	10" x 10"	12" x 12"
# of 2 1/2" strips	2	3	4	5	6
Width to Cut Strip	4 1/2"	6 1/2"	8 1/2"	10 1/2"	12 1/2"
Unfinished Size	4 1/2" x 4 1/2"	6 1/2" x 6 1/2"	8 1/2" x 8 1/2"	10 1/2" x 10 1/2"	12 1/2" x 12 1/2"

Easy Jelly Roll Block 2



Finished Size	4" x 4"	6" x 6"*	8" x 8"	10" x 10"*	12" x 12"
# of 2 1/2" strips	2	3	4	5	6
Width to Cut Strip	5"	7"	9"	11"	13"
Unfinished Size	4 1/2" x 4 1/2"	6 1/2" x 6 1/2"	8 1/2" x 8 1/2"	10 1/2" x 10 1/2"	12 1/2" x 12 1/2"

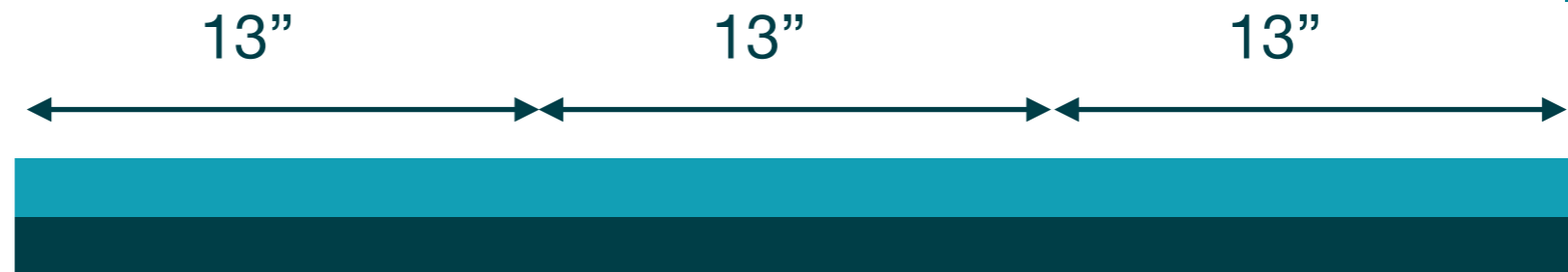
* blocks with an odd number of strips will need to be worked in block pairs

Easy Jelly Roll Block 3




Finished Size	4" x 4"	6" x 6"	8" x 8"	10" x 10"	12" x 12"
# of 2 1/2" strips	2	3	4	5	6
Width to Cut Strip	5 1/4"	7 1/4"	9 1/4"	11 1/4"	13 1/4"
Unfinished Size	4 1/2" x 4 1/2"	6 1/2" x 6 1/2"	8 1/2" x 8 1/2"	10 1/2" x 10 1/2"	12 1/2" x 12 1/2"

Easy Jelly Roll Block 4



- Sew two 39" 2 1/2" strips together

- Cut into three 13" pieces,
- Sew together



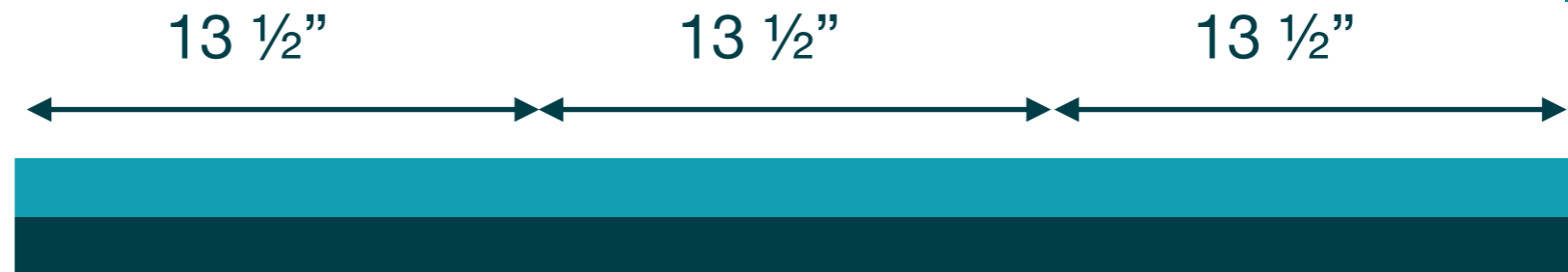
- Cut into two 6 1/2" blocks

- Block finishes 6" x 12", (6 1/2" x 12 1/2" unfinished)

Easy Jelly Roll Block 5



- Sew two $4\frac{1}{2}$ " $2\frac{1}{2}$ " strips together



- Cut into three $13\frac{1}{2}$ " pieces,
- Sew together



- Cut into three $4\frac{1}{2}$ " pieces,
- Flip the middle section
- Sew together




- Block finishes 12 " x 12 ", ($12\frac{1}{2}$ " x $12\frac{1}{2}$ " unfinished)


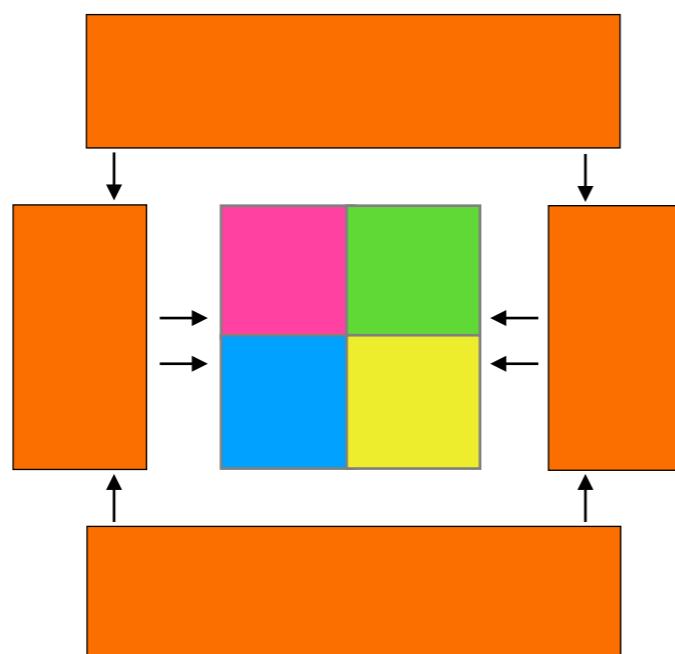
Easy Jelly Roll Block 6



Cut
Two pieces 2½" X 8½"
Two pieces 2½" x 4½"
Four pieces 2½" x 2½"



Make 4-patch with 4 different fabrics
Sew 4½" strips to the sides
Sew the 8 ½" strips to the top & bottom



Block finishes 8" x 8"
(8 ½" x 8 ½" unfinished)